



## Year 3 and 4 Autumn 1 Home Learning

Every Day




Reading for a minimum of 20 minutes

Every Week

**LbQ**

**Times Table Rock Stars**

Optional homework tasks - choose some activities to complete in your homework exercise book:

<p><u>English</u></p> <p>Write a story about a boy or a girl travelling back to the Stone Age and living in a dark cave. Remember the story must have a clear beginning, middle and end and should descriptive and interesting words for the reader.</p>	<p><u>Maths</u></p> <p><u>'Highest and Lowest'</u></p> <p>Put operations signs (+ or – or × or ÷) between the numbers 3, 4, 5, 6 to make the highest possible number and lowest possible number.</p> <p>How about trying with numbers 1, 2, 3, 4, 5 and 6?</p> 
<p><u>English</u></p> <p>Create a haiku about the start of Autumn including the changes to the weather and the colour of the leaves. Remember, a haiku has three lines. There can be any number of words, but there must be 5 syllables in the first line, 7 syllables in the second line and 5 syllables in the third line. They do not usually rhyme.</p>	<p><u>History</u></p> <p>Find out about what food people in the Stone Age ate. What did they have to do to find their food? How did they prepare and cook it? Design a Stone Age menu including a starter, main course and dessert.</p>
<p><u>History</u></p> <p>Can you use different junk modelling materials at home to create a Stone Age weapon such as:</p> <ul style="list-style-type: none"> <li>- A sword</li> <li>- An axe</li> <li>- A spear</li> <li>- A hammerstone</li> </ul>	<p><u>PSHE</u></p> <p><b>Friendship tribute</b></p> <p>Make a poem, rap or song about friendship that:</p> <ul style="list-style-type: none"> <li>• says why friendship is important</li> <li>• includes some of the qualities of a friend</li> </ul> 
<p><u>Science</u></p> <p>How are extrusive igneous rocks formed?</p> <p><b>'Chocolate' igneous rock!</b></p> <ol style="list-style-type: none"> <li>1. Mix together 340g of chocolate chips with 150ml of coconut oil by heating it until the mixture is smooth (supervised by an adult)</li> <li>2. Then, pour the mixture over an ice cube. The chocolate sauce will set hard like igneous rock - specifically obsidian - as the hot chocolate sauce touches the cold ice. Record your thoughts!</li> </ol> 	<p><u>Art</u></p> <p>Draw a portrait of yourself or someone in your family. Try applying these techniques to create different tones:</p> <ul style="list-style-type: none"> <li>-shading</li> <li>-cross hatching</li> <li>-smudging</li> </ul>