

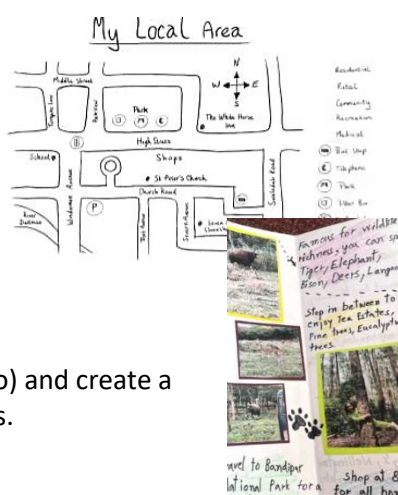



# UKS2 Optional Homework Grid – Spring One 2025



All children in UKS2 should:

- Read for 20 minutes **every day**.
- Complete set tasks on Spelling Shed at least **3 times a week**.
- Complete set tasks LBQ **3 times a week** (this will be explained in an upcoming letter).

In addition, each week, your child can select a task from the grid below to complete in the homework exercise book given to your child at the start of the year. All of these activities are linked to the learning your child will be experiencing this half-term.

<p><b><u>English – Letters</u></b></p> <p><b>Write a Persuasive Letter to Mrs Alder.</b></p> <p>Persuade your headteacher to make a change in school (e.g., introducing a new club or improving school facilities).</p> <p>Make sure to include formal language and a clear, cohesive structure!</p>	<p><b><u>Geography – Reading and Rio</u></b></p> <div style="display: flex; justify-content: space-between;"> <div style="width: 60%;"> <p><b>Draw a Map of Your Local Area</b></p> <p>Include key landmarks and create a key for symbols (e.g., schools, parks).</p> <p>OR /AND</p> <p><b>Design a Travel Brochure</b></p> <p>Pick a famous city (e.g., Paris, Tokyo) and create a brochure highlighting its attractions.</p> </div> <div style="width: 35%; text-align: right;">  </div> </div>																																																																																	
<p><b><u>English – Narratives</u></b></p> <p>'It was that time again... Our annual trip. While my parents packed, the suitcases, the blue sky became dark and ominous...'</p> <p>Continue the story.</p> 	<p><b><u>Maths</u></b></p> <p>Complete the Sudoku puzzle.</p> <p>In this puzzle, each row, column and box must have the numbers 1 to 9, with no repeats.</p> <table border="1" style="width: 100%; text-align: center; border-collapse: collapse;"> <tr><td>5</td><td></td><td></td><td>8</td><td>6</td><td></td><td></td><td></td><td>1</td></tr> <tr><td></td><td></td><td>2</td><td>7</td><td>1</td><td>6</td><td></td><td></td><td></td></tr> <tr><td></td><td>7</td><td>1</td><td></td><td></td><td></td><td>2</td><td>5</td><td></td></tr> <tr><td>9</td><td>1</td><td></td><td></td><td>2</td><td></td><td></td><td></td><td>7</td></tr> <tr><td>3</td><td></td><td></td><td>1</td><td>4</td><td>5</td><td></td><td></td><td>6</td></tr> <tr><td></td><td>6</td><td></td><td></td><td>9</td><td></td><td></td><td></td><td>2</td></tr> <tr><td></td><td>5</td><td>3</td><td></td><td></td><td></td><td>4</td><td>6</td><td></td></tr> <tr><td></td><td></td><td>8</td><td>9</td><td></td><td>3</td><td>5</td><td></td><td></td></tr> <tr><td>2</td><td></td><td></td><td>5</td><td>1</td><td></td><td></td><td></td><td>7</td></tr> </table>	5			8	6				1			2	7	1	6					7	1				2	5		9	1			2				7	3			1	4	5			6		6			9				2		5	3				4	6				8	9		3	5			2			5	1				7
5			8	6				1																																																																										
		2	7	1	6																																																																													
	7	1				2	5																																																																											
9	1			2				7																																																																										
3			1	4	5			6																																																																										
	6			9				2																																																																										
	5	3				4	6																																																																											
		8	9		3	5																																																																												
2			5	1				7																																																																										
<p><b><u>DT – Mechanisms</u></b></p> <p><b>Design a Moving Toy</b></p> <p>Sketch a toy that uses a mechanism (e.g., wheels, levers, pulleys). Label how it moves.</p> 	<p><b><u>Science – The Circulatory System</u></b></p> <p><b>Healthy Heart Poster</b></p> <p>Create a poster showing how to keep your heart healthy, including exercise, healthy eating, and avoiding smoking.</p>  <p>OR/AND</p> <p><b>Create a Model of the Heart</b></p> <p>Use household items (e.g., paper, clay) to build a model of the heart and explain its different parts.</p> 